



District Report Card: 2017


State: Andhra Pradesh	District: Kurnool
Class: 8	Subject: Language
Schools: 51	Students: 1154


Participation/Coverage


Students

<div>GENDER</div> <div></div>	Boys				Girls			
	Number		%		Number		%	
	602		52.17		552		47.83	

<div>AREA</div> <div></div>	Rural				Urban			
	Number		%		Number		%	
	951		82.41		203		17.59	

<div>CATEGORY</div> <div></div>	SC		ST		OBC		GEN	
	Number	%	Number	%	Number	%	Number	%
	313	27.12	31	2.69	643	55.72	167	14.47

<div>CWSN</div> <div></div>	LD	VI	HI	S&LD	ID	Oth
	4	2	3	5	2	31

<div>Management</div> <div></div>	Government			Government-aided		
	Number		%	Number		%
	1126		97.57	28		2.43

Average Performance of Students in Language (%)

Overall	Gender		Area		Management		Social Group			
	Male	Female	Rural	Urban	Govt.	Aided	SC	ST	OBC	GEN
54.29	53.77	54.86	54.20	54.71	54.26	55.48	54.10	51.18	54.27	55.29

Performance on Learning Outcomes (LOs)

Learning Outcomes	Description	Average Performance(%)
L813	Read textual/non-textual materials with comprehension and identifies the details, characters, main idea and sequence of ideas and events while reading	54.29

Range of Performance of Students who Answered Correctly							
Below 30%		30% - 50%		50% - 75%		Above 75%	
Number	%	Number	%	Number	%	Number	%
186	16.12	300	26.00	461	39.95	207	17.94

Lowest Performing Learning Outcomes (LOs)

1 - Read textual/non-textual materials with comprehension and identifies the details, characters, main idea and sequence of ideas and events while reading (54.29)